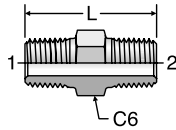
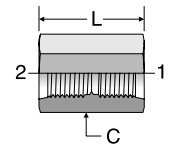


FF33M Full Dimensions
 BSPT Pipe Nipple
 BSPT / BSPT



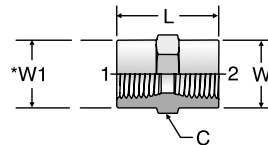
TUBE FITTING PART #	END SIZE		C6 HEX (mm)	L (mm)	STANDARD Dynamic Pressure (x 1,000 PSI)		
	1 BSPT	2 BSPT			-S	-SS	-B
1/8FF33M	1/8-28	1/8-28	10	27	6.0		
1/4x1/8FF33M	1/4-19	1/8-28	14	32	6.0		
1/4FF33M	1/4-19	1/4-19	14	37	6.0		
3/8x1/4FF33M	3/8-19	1/4-19	17	37	6.0		
3/8FF33M	3/8-19	3/8-19	17	37	6.0		
1/2FF33M	1/2-14	1/2-14	22	48	6.0		
1/2x3/8FF33M	1/2-14	3/8-19	22	43	6.0		
3/4FF33M	3/4-14	3/4-14	27	50	5.5		
3/4x1/2FF33M	3/4-14	1/2-14	27	50			
1X3/4FF33M	1-11	3/4-14	36	55	4.5		
1FF33M	1-11	1-11	36	59	4.5		

G5HG5
 Straight Thread Coupling
 Female SAE / Female SAE



TUBE FITTING PART #	END SIZE		C HEX (in.)	L (in.)	STANDARD Dynamic Pressure (x 1,000 PSI)		
	1 UN/UNF-2B	2 UN/UNF-2B			-S	-SS	-B
4 G5HG5	7/16-20	7/16-20	11/16	1.13	7.0		
6 G5HG5	9/16-18	9/16-18	13/16	1.26	6.0		
8 G5HG5	3/4-16	3/4-16	1	1.42	5.0		
10 G5HG5	7/8-14	7/8-14	1 3/16	1.60	4.5		
12 G5HG5	1 1/16-12	1 1/16-12	1 3/8	1.85	4.5		
16 G5HG5	1 5/16-12	1 5/16-12	1 5/8	1.85	3.5		

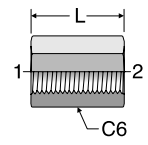
GG
 Pipe Coupling
 NPTF / NPTF



SAE 140138
 HPD Base # 0202

TUBE FITTING PART #	END SIZE		C HEX (in.)	L (in.)	W (in.)	W1 (in.)	STANDARD Dynamic Pressure (x 1,000 PSI)		
	1 NPTF	2 NPTF					-S	-SS	-B
1/8 GG	1/8-27	1/8-27	5/8	0.75	0.63	0.63	6.0	6.0	3.9
1/4 x 1/8 GG	1/4-18	1/8-27	3/4	0.94	0.75	0.63	6.0	6.0	3.9
1/4 GG	1/4-18	1/4-18	3/4	1.13	0.75	0.75	6.0	6.0	3.9
3/8 x 1/8 GG	3/8-18	1/8-27	7/8	1.03	0.88	0.63	6.0	6.0	3.9
3/8 x 1/4 GG	3/8-18	1/4-18	7/8	1.13	0.88	0.75	6.0	6.0	3.9
3/8 GG	3/8-18	3/8-18	7/8	1.13	0.88	0.88	6.0	6.0	3.9
1/2 x 1/8 GG	1/2-14	1/8-27	1 1/8	1.06	1.13	0.63		6.0	
1/2 x 1/4 GG	1/2-14	1/4-18	1 1/8	1.38	1.13	0.75	5.0	6.0	3.2
1/2 x 3/8 GG	1/2-14	3/8-18	1 1/8	1.50	1.13	0.88	5.0	6.0	3.2
1/2 GG	1/2-14	1/2-14	1 1/8	1.50	1.13	1.13	5.0	6.0	3.2
3/4 x 1/4 GG	3/4-14	1/4-18	1 3/8	1.55	1.36	0.75		4.8	
3/4 x 1/2 GG	3/4-14	1/2-14	1 3/8	1.88	1.36	1.13	4.0	4.8	
3/4 GG	3/4-14	3/4-14	1 3/8	1.53	1.38	1.38	4.0	4.8	2.6
1 GG	1-11 1/2	1-11 1/2	1 5/8	1.89	1.63	1.63	3.0	3.6	1.9
1 x 1/2 GG	1-11 1/2	1/2-14	1 5/8	1.77	1.63	1.13		3.6	
1 x 3/4 GG	1-11 1/2	3/4-14	1 5/8	1.77	1.63	1.38		3.6	
1 1/4 GG	1 1/4-11 1/2	1 1/4-11 1/2	2	1.93	2.00	2.00	2.5	3.0	
1 1/4 x 1 GG	1 1/4-11 1/2	1-11 1/2	2	1.93	2.00	1.63		3.0	
1 1/2 GG	1 1/2-11 1/2	1 1/2-11 1/2	2 3/8	1.93	2.38	2.38	2.0	2.4	
1 1/2 x 1 1/4 GG	1 1/2-11 1/2	1 1/4-11 1/2	2 3/8	1.93	2.37	2.37		2.4	
2 GG	2-11 1/2	2-11 1/2	2 7/8	1.97	2.88	2.88		2.4	

GG44M
 BSPP Female Union
 BSPP / BSPP



TUBE FITTING PART #	END SIZE		C6 HEX (mm)	L (mm)	STANDARD Dynamic Pressure (x 1,000 PSI)		
	1 BSPP	2 BSPP			-S	-SS	-B
1/8GG44M	1/8-28	1/8-28	14	19	6.0		
1/4X1/8GG44M	1/4-19	1/8-28	17	24	6.0		
1/4GG44M	1/4-19	1/4-19	17	28	6.0		
3/8GG44M	3/8-19	3/8-19	22	28	6.0		
3/8x1/4GG44M	3/8-19	1/4-19	22	28	6.0		
1/2x3/8GG44M	1/2-14	3/8-19	27	31	5.0		
1/2GG44M	1/2-14	1/2-14	27	32.5	5.0		
1GG44M	1-11	1-11	46	42	3.0		

Dimensions and pressures for reference only, subject to change.

Visual Index
 Specs
 Assembly / Installation
 3-D CAD Model
 Reference Section